




# THE PLASTICS INDUSTRY IN ITALY



CIPAD General Assembly  
Istanbul 2-3 August 2007



## ITALY (2006)



Population: 58,133,509

GDP's growth: +1.6%

Inflation rate: +2.1%

Unemployment rate: +6.8%

GDP's composition by sector:

- Agriculture: 2%

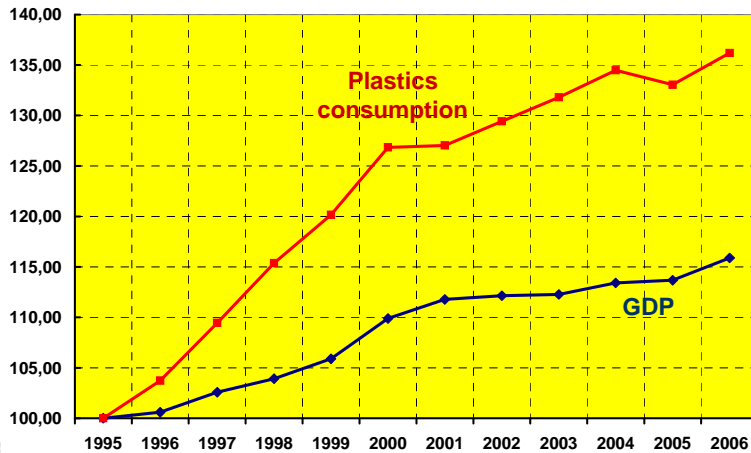
- Industry: 29%

- Services: 69%

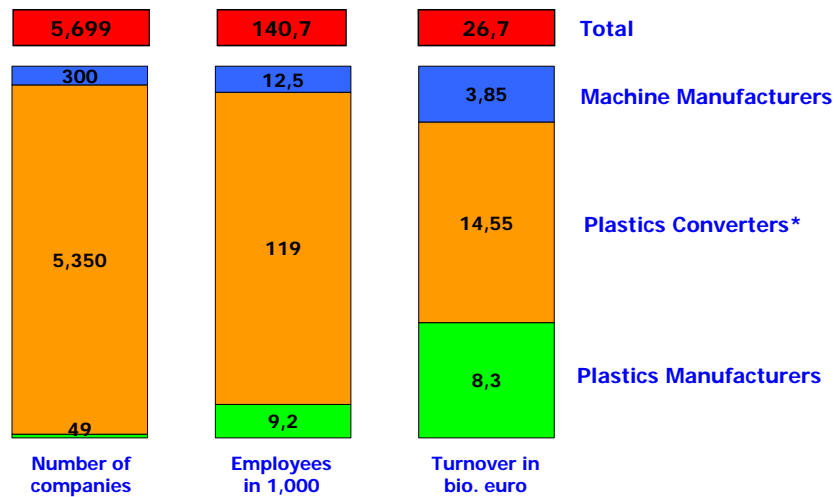
Plastics consumption: 8,000,000 tons



## GDP and plastics consumption (1995= 100)



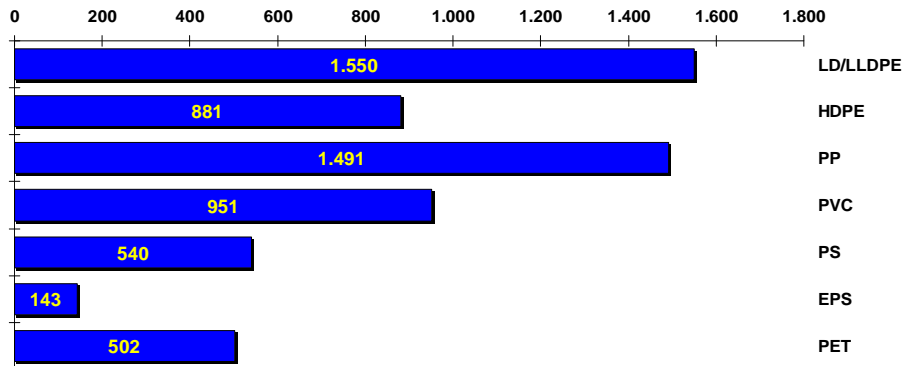
## The plastics industry in Italy (2006)



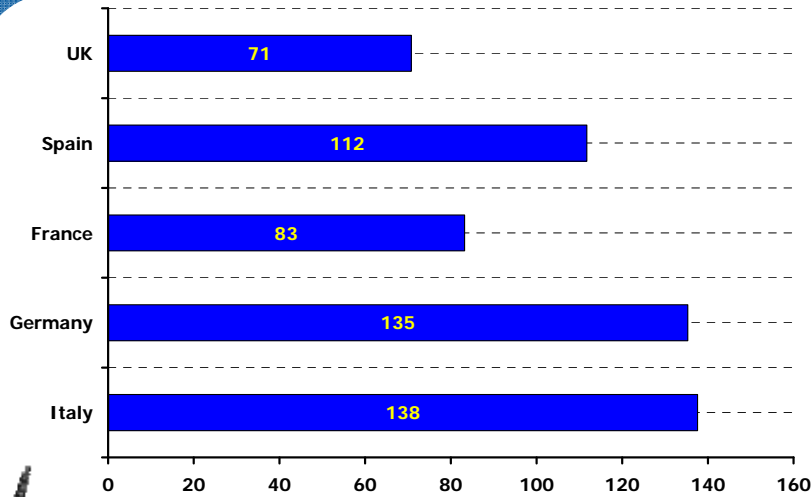
\* Data refer to 2005



## Commodities consumption (2006 - Kton)



## Plastics per capita consumption (2005 - kg/head)



## Main issues



- ✓Waste management;
- ✓Plastic Bags;
- ✓Perception of Plastics;
- ✓Chemicals in plastics;
- ✓Eco-labels and GPP;
- ✓REACH.



Thank you for your  
attention

